

Trade Exception Management

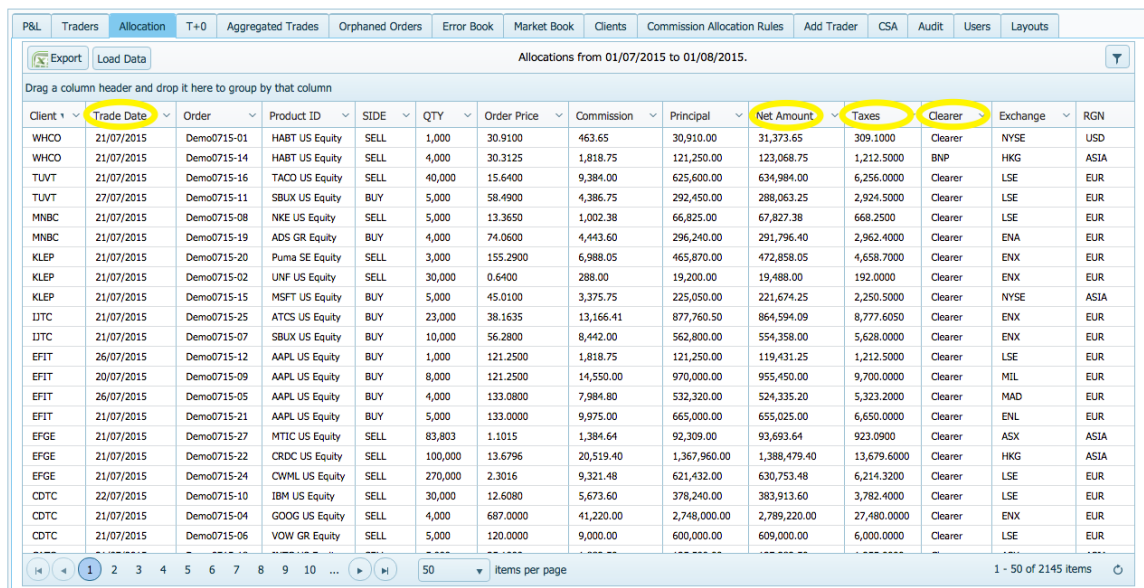
ATAS fully automates reconciliation between client orders and market side trades. When exception management, such as a mismatch between the two occurs, ATAS allows the user to manually pair trades at fill level.

Based on entitlements, a user can manage reconciliation for current and historic trades, making this process simple and easy. These manual reconciliation processes include the following:

- *Merging/separating fills in T+0*
- *Matching client side orders with fills*
- *Pairing market side fills*
- *Submitting market side fills to Market Book or Error Book*

Allocation View

To load historic and real time allocations, simply press 'Load Data' button and enter the date range desired. Please note that the fills linked to allocations can be seen in T+0 View.

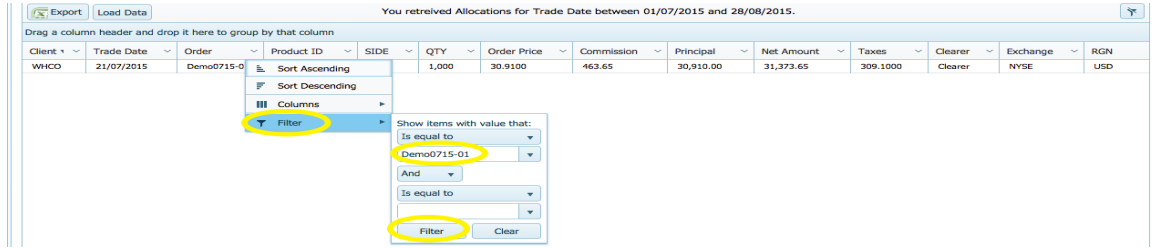


Client	Trade Date	Order	Product ID	SIDE	QTY	Order Price	Commission	Principal	Net Amount	Taxes	Clearer	Exchange	RGN
WHCO	21/07/2015	Demo0715-01	HABT US Equity	SELL	1,000	30.9100	463.65	30,910.00	31,373.65	309.1000	Clearer	NYSE	USD
WHCO	21/07/2015	Demo0715-14	HABT US Equity	SELL	4,000	30.3125	1,818.75	121,250.00	123,068.75	1,212.5000	BNP	HKG	ASIA
TUVT	21/07/2015	Demo0715-16	TACO US Equity	SELL	40,000	15.6400	9,384.00	625,600.00	634,984.00	6,256.0000	Clearer	LSE	EUR
TUVT	27/07/2015	Demo0715-11	SBUX US Equity	BUY	5,000	58.4900	4,386.75	292,450.00	288,063.25	2,924.5000	Clearer	LSE	EUR
MNBC	21/07/2015	Demo0715-08	NKE US Equity	SELL	5,000	13.3650	1,002.38	66,825.00	67,827.38	668.2500	Clearer	LSE	EUR
MNBC	21/07/2015	Demo0715-19	ADS GR Equity	BUY	4,000	74.0600	4,443.60	296,240.00	291,796.40	2,962.4000	Clearer	ENA	EUR
KLEP	21/07/2015	Demo0715-20	Puma SE Equity	SELL	3,000	155.2900	6,988.05	465,870.00	472,858.05	4,658.7000	Clearer	ENX	EUR
KLEP	21/07/2015	Demo0715-02	UNF US Equity	SELL	30,000	0.6400	288.00	19,200.00	19,488.00	192.0000	Clearer	ENX	EUR
KLEP	21/07/2015	Demo0715-15	MSFT US Equity	BUY	5,000	45.0100	3,375.75	225,050.00	221,674.25	2,250.5000	Clearer	NYSE	ASIA
IJTC	21/07/2015	Demo0715-25	ATCS US Equity	BUY	23,000	38.1635	13,166.41	877,760.50	864,594.09	8,777.6050	Clearer	ENX	EUR
IJTC	21/07/2015	Demo0715-07	SBUX US Equity	BUY	10,000	56.2800	8,442.00	562,800.00	554,358.00	5,628.0000	Clearer	ENX	EUR
EFIT	26/07/2015	Demo0715-12	AAPL US Equity	BUY	1,000	121.2500	1,818.75	121,250.00	119,431.25	1,212.5000	Clearer	LSE	EUR
EFIT	20/07/2015	Demo0715-09	AAPL US Equity	BUY	8,000	121.2500	14,550.00	970,000.00	955,450.00	9,700.0000	Clearer	MIL	EUR
EFIT	26/07/2015	Demo0715-05	AAPL US Equity	BUY	4,000	133.0800	7,984.80	532,320.00	524,335.20	5,323.2000	Clearer	MAD	EUR
EFIT	21/07/2015	Demo0715-21	AAPL US Equity	BUY	5,000	133.0000	9,975.00	665,000.00	655,025.00	6,650.0000	Clearer	ENL	EUR
EFGE	21/07/2015	Demo0715-27	MTIC US Equity	SELL	83,803	1.1015	1,384.64	92,309.00	93,693.64	923.0900	Clearer	ASX	ASIA
EFGE	21/07/2015	Demo0715-22	CRDC US Equity	SELL	100,000	13.6796	20,519.40	1,367,960.00	1,388,479.40	13,679.6000	Clearer	HKG	ASIA
EFGE	21/07/2015	Demo0715-24	CWML US Equity	SELL	270,000	2.3016	9,321.48	621,432.00	630,753.48	6,214.3200	Clearer	LSE	EUR
CDTC	22/07/2015	Demo0715-10	IBM US Equity	SELL	30,000	12.6080	5,673.60	378,240.00	383,913.60	3,782.4000	Clearer	LSE	EUR
CDTC	21/07/2015	Demo0715-04	GOOG US Equity	SELL	4,000	687.0000	41,220.00	2,748,000.00	2,789,220.00	27,480.0000	Clearer	ENX	EUR
CDTC	21/07/2015	Demo0715-06	VOW GR Equity	SELL	5,000	120.0000	9,000.00	600,000.00	609,000.00	6,000.0000	Clearer	LSE	EUR

Filtering Allocation

When large quantities of fills come at different periods of time, the user can easily select specific fills using our filter function.

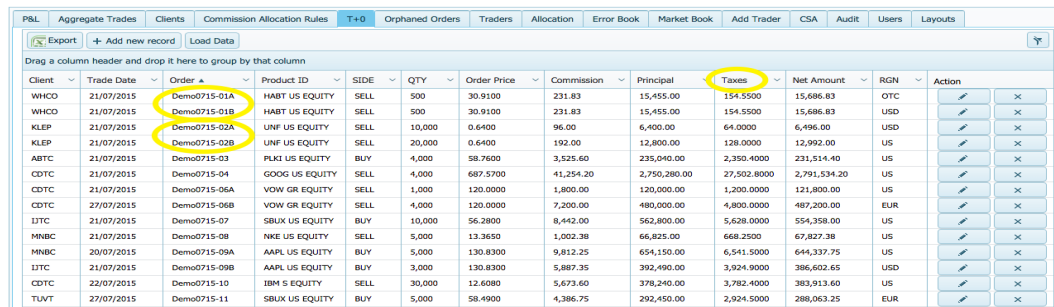
To find specific fill(s) of a trade, simply set filter to be 'is equal to' the property which you want to find. In this example, we are trying to find a fill where OrderID is Demo0715-01.



T+0 View

An allocation may consist one or more fills, which can be seen in T+0 View. For example, in screenshot below, order Demo0715-01 consists 2 fills: Demo0715-01A and Demo0715-01B. Fills in T+0 View will last for up to 6 days and will be replaced with fills of newer client side trades.

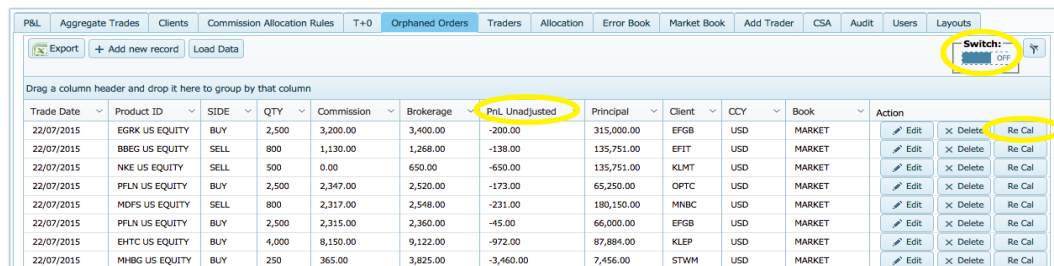
In this page, a user can easily merge or separate client side fills and amend it retrospectively when exception management occurs.



Client	Trade Date	Order	Product ID	SIDE	QTY	Order Price	Commission	Principal	Taxes	Net Amount	RGN	Action
WHCO	21/07/2015	Demo0715-01A	HABT US EQUITY	SELL	500	30.9100	231.83	15,455.00	154,550.00	15,686.83	OTC	[Edit] [Delete] [Re Cal]
WHCO	21/07/2015	Demo0715-01B	HABT US EQUITY	SELL	500	30.9100	231.83	15,455.00	154,550.00	15,686.83	USD	[Edit] [Delete] [Re Cal]
KLEP	21/07/2015	Demo0715-02A	UNF US EQUITY	SELL	10,000	0.6400	96.00	6,400.00	64,000.00	6,496.00	USD	[Edit] [Delete] [Re Cal]
KLEP	21/07/2015	Demo0715-02B	UNF US EQUITY	SELL	20,000	0.6400	192.00	12,800.00	128,000.00	12,992.00	USD	[Edit] [Delete] [Re Cal]
ABTC	21/07/2015	Demo0715-03	PLKI US EQUITY	BUY	4,000	58.7600	3,525.60	235,040.00	2,350,400.00	231,514.40	US	[Edit] [Delete] [Re Cal]
CDTC	21/07/2015	Demo0715-04	GOOG US EQUITY	SELL	4,000	687.5700	41,254.20	2,750,280.00	27,502,800.00	2,791,534.20	US	[Edit] [Delete] [Re Cal]
CDTC	21/07/2015	Demo0715-05A	VOW GR EQUITY	SELL	1,000	120.0000	1,800.00	120,000.00	1,200,000.00	121,800.00	US	[Edit] [Delete] [Re Cal]
CDTC	27/07/2015	Demo0715-06B	VOW GR EQUITY	SELL	4,000	120.0000	7,200.00	480,000.00	4,800,000.00	487,200.00	EUR	[Edit] [Delete] [Re Cal]
IJTC	21/07/2015	Demo0715-07	SBUX US EQUITY	BUY	10,000	56.2800	8,442.00	562,800.00	5,628,000.00	554,358.00	US	[Edit] [Delete] [Re Cal]
MNBC	21/07/2015	Demo0715-08	NKE US EQUITY	SELL	5,000	13.3650	1,002.38	66,825.00	668,250.00	67,827.38	US	[Edit] [Delete] [Re Cal]
MNBC	20/07/2015	Demo0715-09A	AAPL US EQUITY	BUY	5,000	130.8300	9,812.25	654,150.00	6,541,500.00	644,237.75	US	[Edit] [Delete] [Re Cal]
IJTC	21/07/2015	Demo0715-09B	AAPL US EQUITY	BUY	3,000	130.8300	5,887.35	392,490.00	3,924,900.00	386,602.65	USD	[Edit] [Delete] [Re Cal]
CDTC	22/07/2015	Demo0715-10	IBM S EQUITY	SELL	30,000	12.6080	5,673.60	378,240.00	3,782,400.00	383,913.60	USD	[Edit] [Delete] [Re Cal]
TUVT	27/07/2015	Demo0715-11	SBUX US EQUITY	BUY	5,000	58.4900	4,386.75	292,450.00	2,924,500.00	288,063.25	EUR	[Edit] [Delete] [Re Cal]

Orphaned Orders

Similar to client side trades, market side trades can also contain more than one fill. In ATAS, partial fills of market side trades can be viewed in Orphaned Orders. These fills can be linked with other fills belonging to the same trade.



Trade Date	Product ID	SIDE	QTY	Commission	Brokerage	PNL Unadjusted	Principal	Client	CCY	Book	Action
22/07/2015	EGRK US EQUITY	BUY	2,500	3,200.00	3,400.00	-200.00	315,000.00	EFGB	USD	MARKET	[Edit] [Delete] [Re Cal]
22/07/2015	BBEG US EQUITY	SELL	800	1,130.00	1,268.00	-138.00	135,751.00	EFIT	USD	MARKET	[Edit] [Delete] [Re Cal]
22/07/2015	NKE US EQUITY	SELL	500	0.00	650.00	-650.00	135,751.00	KLMT	USD	MARKET	[Edit] [Delete] [Re Cal]
22/07/2015	PLFN US EQUITY	BUY	2,500	2,347.00	2,520.00	-173.00	65,250.00	OPTC	USD	MARKET	[Edit] [Delete] [Re Cal]
22/07/2015	MDF'S US EQUITY	SELL	800	2,317.00	2,548.00	-231.00	180,150.00	MNBC	USD	MARKET	[Edit] [Delete] [Re Cal]
22/07/2015	PLFN US EQUITY	BUY	2,500	2,315.00	2,360.00	-45.00	66,000.00	EFGB	USD	MARKET	[Edit] [Delete] [Re Cal]
22/07/2015	EHTC US EQUITY	BUY	4,000	8,150.00	9,122.00	-972.00	87,884.00	KLEP	USD	MARKET	[Edit] [Delete] [Re Cal]
22/07/2015	MHBG US EQUITY	BUY	250	365.00	3,825.00	-3,460.00	7,456.00	STWM	USD	MARKET	[Edit] [Delete] [Re Cal]

Error Book

If the fills stay incomplete at the end of the day, trades will be sent to Error Book, waiting for other partial fills to arrive. Once the other partial fills arrive, partial fills in Error Book will be re-transferred to Orphaned Orders, and sent to the Market Book afterwards.

Trade Date	Book	Product ID	Product Desc	CCY	QTY	P&L	P&L (GBP)	P&L (USD)	Action
22/07/2015	ERROR	HWKY US EQUITY	HawkEye Corporation	USD	600	-6,970.00	-4,531.20	-6,970.00	X
22/07/2015	USEROR	EBAY US EQUITY	eBay Inc	USD	1,000	-1,256.00	-816.53	-1,256.00	X
22/07/2015	ERROR	GARA US EQUITY	Gabbiadini Real Estates	USD	800	-2,536.00	-1,648.65	-2,536.00	X

Order	Trade Date	Product ID	Book	Side	QTY	Brokerage	Principal	Client	ProductType
Demo48B	22/07/2015	GARA US EQUITY	ERROR	BUY	800	1,268.00	135751	EFIT	EQ
Demo48A	22/07/2015	GARA US EQUITY	ERROR	SELL	800	1,268.00	135751	EFIT	EQ

Market Book

Once fills in Orphaned Orders are complete, orders will be sent to the Market Book.

Trade Date	Book	Product ID	Product Desc	CCY	QTY	P&L	Product Type	Action
22/07/2015	MARKET	HWKY US EQUITY	HawkEye Corporation	USD	1,000	-5,773.00	EQ	X
22/07/2015	MARKET	MSKT US EQUITY	Musketeers Inc	USD	800	-1,728.00	EQ	X
22/07/2015	MARKET	MTRL US EQUITY	Motorcyclist Corp	USD	3,000	1,402.00	EQ	X

Order	Trade Date	Product ID	Book	SIDE	Quantity	Brokerage	PrincipalAmount	Client	ProductType
Demo24a	22/07/2015	MTRL US EQUITY	MARKET	BUY	3000	125.00	53750	EFGB	EQ
Demo24b	22/07/2015	MTRL US EQUITY	MARKET	SELL	3000	121.00	55398	EFGB	EQ

Reporting Fills

Should you want to search specific fills that in Orphaned Orders or Error Book, you can use our group by feature. This feature enables you to group by a fill's specific property. In our screenshot below, we are grouping by 3 properties – 'Trade Date', 'Client' and 'Product ID'. As a result, the users can see a specific client's fill and its date of arrival.

Trade Date	Client	Product ID	SIDE	QTY	Commission	Brokerage	Prnl Unadjusted	Principal	Client	CCY	Book	Action
Trade Date: 22/07/2015												
Client: EFGB												
Client: EFIT												
Product ID: BBEG US EQUITY												
				Total:	1,600	Total: 2,260.00	Total: 2,536.00	Total: -138.00	Total:	271,502.00		
Client: IJTC												
Product ID: STME US Equity												
22/07/2015		STME US Equity	SELL	150	3,456.00	4,115.00	0.00	62,344.00	IJTC	USD	MARKET	Edit X Delete Re Cal
				Total:	150	Total: 3,456.00	Total: 4,115.00	Total: 0.00	Total:	62,344.00		
Product ID: STME US EQUITY												
22/07/2015		STME US EQUITY	SELL	150	3,456.00	4,115.00	-659.00	62,344.00	IJTC	USD	MARKET	Edit X Delete Re Cal
				Total:	150	Total: 3,456.00	Total: -659.00	Total:	62,344.00			
				Total:	300	Total: 6,912.00	Total: 8,230.00	Total: -659.00	Total:	124,688.00		